

INPS TRAFFIC Solutions

A DIVISION OF INPS GROUP

REGULATORY
WARNING
TEMPORARY CONDITION
PARKING
POST & HARDWARE
FIRE HYDRANT MARKERS



Your single source traffic solution.

FABRICATORS & INSTALLERS OF TRAFFIC SIGNAGE



INTERNATIONAL
NAME PLATE SUPPLIES LTD.

Your Global Graphics Partner



INPS LOCATIONS

London, Ontario Canada (Canadian Head Office)

Toronto, Ontario Canada

Longview, Texas (US Head Office)

Mexico City, CDMX, Mexico

Matamoros, Tamaulipas, Mexico

Monclova, Coahuila, Mexico

Frontera, Coahuila, Mexico

Sahagún, Hidalgo, Mexico

Tlaxcala, Tlaxcala, Mexico

“ We have a long standing relationship with INPS attributed to their commitment to great service and competitive pricing ”

~ *Jonathon Aarts, Partner*
John Aarts Group, J-AAR Excavating

“ INPS has been a longstanding customer of 3M™ Canada (30+ years). They use 3M™ reflective durable sign sheeting for traffic signs that is backed by the trusted 3M™ MCS™ Warranty for Traffic. ”

~ *Jeff Spurrell, National Sales Manager*
Transportation Safety Division, 3M Canada Company

Total Graphic Solutions

In the 1960s, Werner Humann had a problem.

He and his wife had just moved into an apartment and needed an engraved name plate to identify the buzzer to the Humanns' new home in London, Ontario. Keen to find a solution, Mr. Humann decided to create his own name plate and sell them to others. What started as a way to solve his own dilemma has led to over 50 years of solving problems for over 20,000 customers across North America as International Name Plate Supplies (INPS).

Built on integrity and trust, today INPS is one of Canada's largest graphics manufacturers. True to its roots, INPS remains a family-owned business owned by Werner and his son, David, that stands by its customer-first philosophy: Never turn down a job.

The resulting company is highly-diversified and capable of completing any customer's project with quality, reliable outcomes. Perhaps most importantly, INPS' knowledgeable, genuine staff stand by their work and truly care about making your project perfect.

INPS welcomes the opportunity to work with each customer and treats everyone as a member of the Humann family.

Contents

Regulatory Signs	4 – 8
Warning Signs	10 – 14
Temporary Condition Signs	16 – 19
Parking Signs	20 – 23
Posts & Hardware	24 – 26
Fire Hydrant Markers	27

Feature Products

Parking Garages	9
Hoarding Signage	15



Regulatory Signs

RA-Series Signs
RB-Series Signs
RC-Series Signs

Reflective materials for optimum visibility.

INPS offers the best in road and highway markings.

We use a full line of 3M™ durable reflective sheeting.




































3M™ Diamond Grade™
3M™ High Intensity Prismatic
3M™ Engineering Grade

3M™ Screen Printing UV Ink
3M™ Digital Print UV Inks
3M™ Vinyls

Custom options available.



Regulatory signs are intended to instruct road users on what they must or should do (or not do) under a given set of circumstances. The term regulatory sign describes a range of signs that are used to indicate or reinforce traffic laws, regulations or requirements which apply either at all times or at specified times or places upon a street or highway, the disregard of which may constitute a violation. These signs are available on either aluminum or galvanized steel. Reflectivity specifications will vary by sign according to MTO/MUTCD standards. All sizes are displayed in centimeters; please refer to the conversion chart on the bottom of the page for equivalents in Inches. Please contact us for more details.

												
RA-1 189-06 75 x 75	RA-101 189-06A 90 x 90	RA-1101 189-06B 120 x 120	RA-1T 189-17 15 x 30	RA-101T 189-17A 22.5 x 45	RA-2 189-04 75	RA-102 189-04B 90	RA-2T 189-41 22.5 x 45	RA-102 189-41A 30 x 60	RA-4 189-66 60 x 75	RA-4T 189-87 45 x 60	RA-5L 189-134 60 x 75	RA-5R 189-151 60 x 75
												
RA-6 189-27 30 x 45	RA-7 189-08 30 x 45	RA-8 189-11 30 x 45	RA-9 189-16 30 x 30	RA-9A 189-19 30 x 45	RA-10 189-20 60 x 75	RA-11 189-24 17.5 x 37.5	RA-12 189-25 13 x 20					
												
RA-13 189-26 45 x 60	RA-14L 189-152 13 x 20	RA-14R 189-153 13 x 20	RB-10V 189-33A 90 x 120	RB-1A 189-91 60 x 90	RB-101A 189-91A 90 x 120	RB-2 189-37 60 x 90	RB-20 189-37B 90 x 150	RB-3 189-90 60 x 90	RA-103 189-90A 90 x 150	RB-5 189-95 60 x 75	RB-5A 189-95A 90 x 120	
												
RB-5A 189-154 60 x 90	RA-105A 189-154A 90 x 150	RB-6 189-49 60 x 120	RB-6A 189-97 60 x 140	RB-6A 189-97A 90 x 210	RB-7T 189-02 20 x 60	RB-10 189-67 60 x 60	RB-10A 189-68 60 x 90	RB-10T 189-29 30 x 60	RB-11 189-28 60 x 60			
												
RB-11A 189-70 60 x 90	RB-12 189-35 60 x 60	RB-12A 189-71 60 x 90	RB-13 189-61 60 x 60									

Cms		Inches	
13	5	45	18
15	6	60	24
17.5	7	75	30
20	8	90	36
22.5	9	120	48
30	12	150	60
37.5	15		



RB-14
189-62
60 x 60



RB-15
189-59
60 x 60



RB-16
189-58
60 x 60



RB-16T
189-155
45 x 60



RB-17T
189-156
20 x 60



RB-19 RB-119
189-181 189-181A
60 x 60 90 x 90



RB-19T RB-119T
189-100 189-100A
30 x 60 45 x 90



RB-20
189-180
60 x 120



RB-21 RB-121
189-07 189-07A
30 x 90 60 x 180



RB-24 RB-124
189-63 189-63A
60 x 75 60 x 90



RB-25 RB-125
189-29R 189-29RA
60 x 75 60 x 90



RB-27 RB-127
189-101 189-101A
60 x 75 60 x 120



RB-30
189-102
90 x 120



RB-30A
189-157
90 x 90



RB-31
189-99
60 x 60



RB-33
189-104
90 x 120



RB-34
189-170
90 x 120



RB-35
189-171
60 x 60



RB-35T
189-103
30 x 60



RB-36
189-107
90 x 150



RB-37
189-108
120 x 240



RB-37T
189-109
30 x 240



RB-39
189-110
90 x 150



RB-39A
189-111
90 x 150



RB-39B
189-111B
90 x 150



RB-40
189-115
90 x 150



RB-40A
189-116
90 x 150



RB-41
189-30L
60 x 60



RB-41T
189-47
30 x 60



RB-42
189-30R
60 x 60



RB-42T
189-48
30 x 60



RB-43
189-72
60 x 60



RB-44
189-73
60 x 60



RB-45
189-74
60 x 60



RB-46
189-75
60 x 60



RB-47
189-76
60 x 60



RB-48
189-77
90 x 90



RB-48A
189-178
90 x 150



RB-51
011-22A
30 x 30



RB-151 RB-51A RB-151A
011-22C 011-01 011-01A
60 x 60 30 x 30 60 x 60



RB-52 RB-152
011-02 011-02A
30 x 45 60 x 90



RB-53 RB-153
010-03 011-03A
30 x 45 60 x 90



RB-54 RB-154
011-14 011-14A
30 x 30 60 x 60



RB-54A RB-154A
011-15 011-15A
30 x 45 60 x 90



RB-55 RB-155
011-17 011-17A
30 x 30 60 x 60



RB-55A RB-155A
011-07 011-07A
30 x 30 60 x 60



RB-56 RB-156
011-08 011-08A
30 x 45 60 x 90



RB-57 RB-157
011-04 011-04A
30 x 45 60 x 90

Regulatory Signs



RB-58
011-06
60 x 90



RB-60
189-78
60 x 60



RB-61 RB-161
189-79 189-79A
60 x 60 90 x 90



RB-61TL
189-80A
45 x 60



RB-61TLR
189-80B
45 x 60



RB-61TR
189-80C
45 x 60



RB-61TT
189-80D
45 x 60



RB-61TTL
189-80E
45 x 60



RB-61TTLR
189-80
45 x 60



RB-61TRR
189-80F
45 x 60



RB-62
189-81
60 x 60



RB-62A
189-136
60 x 75



RB-63 RB-161
189-137 189-137A
60 x 75 60 x 90



RB-63A
189-136
90 x 120



RB-64
189-82
60 x 60



RB-65
189-83
60 x 60



RB-66
189-159
60 x 60



RB-66T
189-160
30 x 60



RB-67
189-46
60 x 60



RB-68
189-64
60 x 60



RB-69 RB-169
189-65 189-65A
45 x 45 60 x 60



RB-70
189-161
30 x 30



RB-71
189-162
30 x 45



RB-72A
189-163
30 x 45



RB-72B
189-164
30 x 45



RB-73
189-165
30 x 45



RB-74
189-166
45 x 75



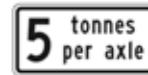
RB-75
189-167
60 x 75



RB-75A
189-176
60 x 75



RB-76
189-139
60 x 75



RB-76TA
189-168
30 x 60



RB-76TB
189-169
30 x 60



RB-77
189-140
60 x 60



RB-78 RB-178
189-141 189-141A
60 x 90 90 x 150



RB-79L
189-142
60 x 90



RB-79R
189-143
60 x 90



RB-80
189-144
60 x 75



RB-81
189-145
45 x 60



RB-82
189-146
60 x 60



RB-82T
189-147
30 x 60



RB-83
189-148
60 x 60



RB-83T
189-149
45 x 60



RB-84 RB-184
189-150 189-150A
60 x 60 90 x 90



RB-84A RB-184A
189-123 189-123A
60 x 60 90 x 90



RB-84T RB-184T
189-23 189-23A
20 x 60 30 x 90

Cms	Inches
20	8
30	12
45	18
60	24
75	30

Cms	Inches
90	36
120	48
150	60
180	72
240	96



RB-85
189-117
90 x 90



RB-85A
189-118
90 x 90



RB-85T RB-185T
189-119 189-119A
20 x 60 30 x 90



RB-86
189-121
90 x 120




RB-86A
189-125
90 x 120



RB-87
189-128
90 x 150



RB-87A
189-129
90 x 150



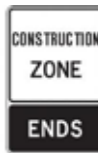
RB-88
189-131
60 x 90



RB-89
189-132
30 x 45



RB-90A
189-132A
45 x 60



RB-90B
189-132B
60 x 90



RB-91
189-132C
90 x 120



RB-92
189-132D
90 x 120



RB-93
189-177
30 x 45



RB-93T
189-172
30 x 15



RB-94
011-09
30 x 60



RB-95
011-10
30 x 75




RB-96
189-01
120 x 240



RB-97
189-173
120 x 240



RC-1
189-39
45 x 60



RC-2
189-44
45 x 60



RC-3
189-50
45 x 60



RC-4
189-51
60 x 60



RC-4A
189-52
60 x 90



RC-4T
189-53
30 x 60



RC-9
189-55
60 x 90



RC-10
189-85
60 x 60



RC-11
189-86
45 x 75



RC-12
189-84
60 x 60



RC-13
189-88
60 x 60



RC-13T
189-89
20 x 60

Cms	Inches	Cms	Inches
15	6	75	30
20	8	90	36
30	12	120	48
45	18	150	60
60	24	240	96

Street Name

Refer to Posts & Hardware for mounting options.



Standard
013-07New



Temporary
013-16



Custom
013-Custom



Did you know we do signage for PARKING GARAGES

Let INPS take the guess work out of where to park. From the entrance to the exit we can show you the way. Wayfinding, directories, painted columns, pavement markings and much more.



Painted Columns

Wayfinding, Directories & Signage

We consider the following aspects when choosing the right solution:

- Braille
- Colour-coding
- Colour contrast
- Positioning
- Unobtrusiveness
- Simple, concise messaging
- Permanent or modifiable
- Customer Experience

Consultation Services Include:

- A partnership with clear and concise communication
- Signage assessment and traffic analysis
- We provide solutions within your budget
- Compliance with AODA, municipal and regulatory best practices



Illuminated Signage



Wayfinding Signage



Exterior Directory

Product Specifications

- Engineering
- Fabrication
- Installation
- Vinyl Lettering
- Raised Lettering
- Way-finding
- Braille
- Regulatory Signage
- Outdoor Signage
- Hanging Signage
- Illuminated Signage
- Informational Signage
- Photopolymer Signage
- Hidden Fasteners



Printed Signage



Warning Signs

WA-Series Signs
WB-Series Signs
WC-Series Signs

Reflective sheeting to meet your needs.

INPS offers the best in road and highway markings.

We use a full line of 3M™ durable reflective sheeting.






























3M™ Diamond Grade™
3M™ High Intensity Prismatic
3M™ Engineering Grade










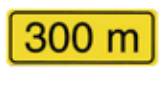







































3M™ Screen Printing UV Ink
3M™ Digital Print UV Inks
3M™ Vinyls

Custom options available.





Warning signs are intended to provide advance notice to road users about unexpected and potentially dangerous conditions on or near the road. The conditions to which warning signs apply typically require that road users exercise caution, and may require that drivers slow down, in order to travel safely in the presence of a hazard. Reflectivity specifications will vary by sign according to MTO/MUTCD standards. All sizes are displayed in centimeters; please refer to the conversion chart on the bottom of the page for equivalents in Inches. These signs are available on either Aluminum or Galvanized Steel. Please contact us for more details.









																								
WA-1L WA-101L 191-01L 190-01AL 60 x 60 75 x 75	WA-1R WA-101R 191-01R 191-01AR 60 x 60 75 x 75	WA-2L WA-102L 191-02L 191-02AL 60 x 60 75 x 75	WA-2R WA-102R 191-02R 191-02AR 60 x 60 75 x 75	WA-3L WA-103L 191-03L 191-03AL 60 x 60 75 x 75	WA-3R WA-103R 191-03R 190-03AR 60 x 60 75 x 75	WA-4L WA-104L 191-04L 191-04AL 60 x 60 75 x 75	WA-4R WA-104R 191-04R 191-04AR 60 x 60 75 x 75																	
				FORkm	60 km/h																			
WA-5L WA-105L 191-05L 191-05AL 60 x 60 75 x 75	WA-5R WA-105R 191-05R 191-05AR 60 x 60 75 x 75	WA-6L WA-106L 191-06L 191-06AL 60 x 60 75 x 75	WA-6R WA-106R 191-06R 191-06AR 60 x 60 75 x 75	WA-6T 191-07 30 x 60	WA-7T 191-08 45 x 45	WA-8 WA-108 191-09 191-09A 75 x 75 90 x 90	WA-8L WA-108L 191-09L 191-09AL 90 x 90 120 X120																	
																								
WA-8LR WA-108LR 191-09LR 19109ALR 90 x 90 120 X120	WA-9 WA-109 191-10 191-10A 40 x 65 60 x 75	WA-10 WA-110 191-119 191-119A 60 x 60 75 x 75	WA-11 191-11 60 x 60	WA-11A WA-111A 191-12 191-12A 60 x 60 75 x 75	WA-12 191-13 60 x 60	WA-12A WA-112A 191-14 191-14A 60 x 60 75 x 75																		
																								
WA-13 191-15 60 x 60	WA-13A WA-113A 191-16 191-16A 60 x 60 75 x 75	WA-14 191-17 60 x 60	WA-15 191-18 60 x 60	WA-15A WA-115A 191-87 191-87A 60 x 60 75 x 75	WA-16 WA-116 191-128 191-128A 60 x 60 75 x 75	WA-116 WA-1116 191-128B 120 x 120	WA-17 191-20 60 x 60																	
HIDDEN	CROSS TRAFFIC DOES NOT STOP	AFTER DEC. 12		USE LOWER GEAR	<table border="1"> <thead> <tr> <th>Cms</th> <th>Inches</th> </tr> </thead> <tbody> <tr><td>30</td><td>12</td></tr> <tr><td>40</td><td>16</td></tr> <tr><td>45</td><td>18</td></tr> <tr><td>60</td><td>24</td></tr> <tr><td>65</td><td>26</td></tr> <tr><td>75</td><td>30</td></tr> <tr><td>90</td><td>36</td></tr> <tr><td>120</td><td>48</td></tr> </tbody> </table>		Cms	Inches	30	12	40	16	45	18	60	24	65	26	75	30	90	36	120	48
Cms	Inches																							
30	12																							
40	16																							
45	18																							
60	24																							
65	26																							
75	30																							
90	36																							
120	48																							
WA-18T WA-118T 191-21 191-21A 30 x 60 45 x 90	WA-19 191-22 90 x 90	WA-19T 191-23 45 x 75	WA-21 WA-121 191-24 191-24A 75 x 75 90 x 90	WA-21T 191-25 45 x 75																				









												
WA-22 191-82 60 x 60	WA-22A 191-26 60 x 60	BUMP WA-22T 191-83 22.5 x 45	WA-23L 191-27L 75 x 75	WA-123L 191-27AL 90 x 90	WA-23R 191-27R 75 x 75	WA-123R 191-27AR 90 x 90	WA-1123L 191-27BL 270 x 300	WA-1123R 191-27BR 270 x 300	WA-23LT 191-85L 60 x 60	WA-23RT 191-85R 60 x 60		
												
300 m WA-23T 191-141 30 x 60	WA-123T 191-141A 45 x 90	WA-24 191-29 75 x 75	WA-124 191-29A 90 x 90	ONE LANE ONLY WHEN USED BY TRUCKS WA-24A 191-84 90 x 90	ONE LANE WA-24T 191-30 45 x 60	SHOULDER NARROWS WA-24TA 191-120 45 x 90	PAVEMENT ENDS WA-25 191-31 75 x 75	WA-125 191-31A 90 x 90	WA-25T 191-32 30 x 60	WA-125T 191-32A 45 x 90	3.9 m WA-26 191-33 60 x 60	WA-126 191-33A 90 x 90
												
3.9 m WA-27 191-34 60 x 90	WA-28 191-35 75 x 75	WA-128 191-35A 90 x 90	ROAD NARROWS WA-28T 191-35B 30 x 60	SOFT SHOULDERS WA-29 191-36 60 x 60	WA-30 191-117 90 x 90	TEMPORARY BRIDGE WA-30A 191-117B 90 x 90	OPENING BRIDGE WA-30T 191-117A 45 x 75	NO EXIT WA-31 191-37 45 x 45	WA-131 191-37A 60 x 60			
												
50 km/h WA-32 191-38 60 x 90	WA-132 191-38A 90 x 120	WA-1132 191-38B 150 x 210	WA-32A 191-42 60 x 75	WA-132A 191-42A 90 x 120	km/h WA-32AT 191-39 20 x 60	WA-132AT 191-39A 30 x 90	WA-33L 189-12 30 x 90	WA-33R 189-42 30 x 90	WA-33LR 189-60 45 x 90	WA-133LR 189-60A 90 x 180	WA-34 191-40 75 x 75	DIVIDED ROAD BEGINS WA-34T 191-40A 60 x 60
												
WA-35 191-86 75 x 75	DIVIDED ROAD ENDS WA-35T 191-86A 60 x 60	WA-39 191-121 75 x 75	WA-139 191-121A 90 x 90	WA-50L 191-41L 90 x 120	WA-50R 191-41R 90 x 120	WA-51L 191-43L 120 x 150	WA-51R 191-43R 120 x 150	WA-52L 191-46L 120 x 120				
												
WA-52R 191-46R 120 x 120	WA-53L 191-48L 120 x 150	WA-53R 191-48R 120 x 150	WA-54L 191-50L 120 x 150	WA-54R 191-50R 120 x 150	LEFT LANE EXITS WA-56L 191-51 90 x 90	WA-156L 191-51A 120 x 120	RIGHT LANE EXITS WA-56R 191-52 90 x 90	WA-156R 191-52A 120 x 120	TWO LEFT LANES EXIT WA-57L 191-53 90 x 120	WA-157L 191-53A 120 x 150		

Warning Signs






							
WA-57R WA-157R 191-54 191-54A 90 x 120 120 x 150	WA-58L WA-158L 191-55 191-55A 90 x 120 120 x 150	WA-58R WA-158R 191-56 191-56A 90 x 120 120 x 150	WA-63 191-142 60 x 75	WA-63A 191-142A 90 x 120	WA-70T 191-91 30 x 60	WA-72 191-88 75 x 75	WA-73 191-89 60 x 90

							
WA-74 191-90 45 x 45	WA-74T 191-90 25 x 45	WA-75 WA-175 191-96 191-96A 75 x 75 90 x 90	WA-75L WA-175L 191-96L 191-96AL 75 x 75 90 x 90	WA-76 WA-176 191-97 191-97A 90 x 90 120 x 120	WA-76T WA-176T 191-99 191-99A 45 x 90 60 x 120	WA-77 191-122 90 x 90	WA-77T 191-123 45 x 90









							
WB-1 WB-101 WB-1101 191-58 191-58A 191-58B 75 x 75 90 x 90 120 x 120	WB-1A WB-101A 191-59 191-59A 75 x 75 90 x 90	WB-2 WB-102 191-60B 191-60D 60 x 60 75 x 75	WB-2A 191-60 120 x 120	WB-2AT 191-60C 75 x 120	WB-3 191-61 90 x 90	WB-4 WB-104 191-44 191-44A 75 x 75 90 x 90	WB-6 191-63 60 x 60








							
WB-7 191-80 75 x 75	WC-1 WC-101 191-64 191-64C 60 x 60 80 x 80	WC-2 WC-102 191-62 191-62A 60 x 90 90 x 120	WC-2A WC-102A 191-143 191-143A 60 x 90 90 x 120	WC-2AT WC-102AT 191-68 191-68A 45 x 60 45 x 90	WC-2T WC-102T 191-66 191-66A 45 x 60 45 x 90	WC-3 191-124 75 x 75	WC-4 WC-104 191-69 191-69A 75 x 75 120 x 120









							
WC-4A 191-69B 120 x 120	WC-4B WC-104B 191-69C 191-69D 75 x 75 120 x 120	WC-5 WC-105 191-70 191-70A 75 x 75 90 x 90	WC-5T 191-81 30 x 60	WC-6L 191-71L 75 x 75	WC-6R 191-71R 75 x 75	WC-6T 191-49 30 x 60	WC-7 191-72 75 x 75









				
WC-7T 191-118 30 x 60	WC-7T2 191-118B 30 x 60	WC-7T3 191-118D 30 x 60	WC-8L WC-108L 191-73L 191-73LA 75 x 75 90 x 90	WC-8R WC-108R 191-73R 191-73RA 75 x 75 90 x 90








Cms		Inches	
20	8	80	32
22.5	9	90	36
25	10	120	48
30	12	150	60
45	18	210	84
60	24	270	108
75	30	300	120

										
TRUCK ENTRANCE						NIGHT DANGER	CEMETERY ENTRANCE			
WC-8T 191-45 30 x 60	WC-9 191-74 60 x 60	WC-10L 191-47L 75 x 75	WC-10R 191-47R 75 x 75	WC-11 191-75 60 x 60	WC-111 191-75A 90 x 90	WC-12 191-104 60 x 60	WC-112 191-104A 90 x 90	WC-12T 191-92 30 x 60	WC-112T 191-92A 45 x 75	WC-13 191-76 90 x 90

							
		ROUGH ROAD FOR 15 km	CENTRE LINE MARKING ENDS		SNOWMOBILE CROSSING		SHARE THE ROAD
WC-14 191-77 60 x 60	WC-15 191-125 60 x 60	WC-16 191-126 90 x 90	WC-17 191-127 90 x 90	WC-18 191-79 60 x 60	WC-18T 191-93 60 x 90	WC-19 191-111 60 x 60	WC-19T 191-108 30 x 60



									
		WATER OVER ROAD				SINGLE FILE			
WC-20 191-73 40 x 90	WC-120 191-73A 60 x 180	WC-21 191-103 75 x 75	WC-21T 191-103T 30 x 60	WC-22 191-129 60 x 60	WC-122 191-129A 75 x 75	WC-23 191-112 60 x 60	WC-24 191-109 60 x 60	WC-24T 191-110 30 x 60	WC-25L 191-94L 75 x 75

										
	FIRE TRUCK ENTRANCE		SCHOOL BUS STOP AHEAD	WAIT FOR GAP	TWO STAGE PEDESTRIAN CROSSING		BRIDGE ICES			
WC-25R 191-94R 75 x 75	WC-25T 191-95 30 x 60	WC-26 191-113 75 x 75	WC-26T 191-114 30 x 60	WC-28 191-115 45 x 60	WC-29 191-116 60 x 90	WC-30 191-131 75 x 75	WC-1130 191-131A 90 x 90	WC-1130 191-131B 120 x 120	WC-30TA 191-132 30 x 60	WC-130TA 191-132A 45 x 90

												
ROAD ICES	CENTRE LINE RUMBLE STRIP		CROSSING		CAUTION SLOW MOVING VEHICLES	CAUTION BUSES USING SHOULDER						
WC-30TB 191-133 30 x 60	WC-130TB 191-133A 45 x 90	WC-31 191-134 90 x 90	WC-131 191-134A 120 x 120	WC-32 191-135 60 x 60	WC-132 191-135A 75 x 75	WC-1132 191-135B 90 x 90	WC-32T 191-136 30 x 60	WC-33 191-137 60 x 60	WC-133 191-137A 90 x 90	WC-1133 191-137B 120 x 120	WC-34 191-138 60 x 90	WC-35 191-139 120 x 120

Cms	Inches
30	12
40	16
45	18
60	24
75	30
90	36
120	48
180	72

Caution



Sizes
Inches

192-07
4 x 14

192-09
4 x 15

192-05Y
5 x 5

192-08
10 x 10

192-06
5 x 5

192-15
10 x 10

192-12
10 x 10

192-05S
5 x 5

192-16
10 x 10

Did you know we do HOARDING SIGNAGE

Sell the vision, create a buzz around your development. INPS specializes in innovative and stylish graphic panels for building and development sites.



Installation Crew

Hoarding & Construction Signage

Trusted by the biggest brands, INPS delivers printed hoarding graphics for projects throughout North America.

Maximize advertising potential with the walls that surround your construction site. From eyesore to informative. Be it design, manufacture or install we do it all.

Blank walls, windows and floors are perfect surfaces to tell your story.

Add graphics to support your advertising programs.

- Removable Graphics
- Graffiti Free Graphics
- New Brick & Asphalt Vinyl

Product Materials

- 3M™ IJ35
- 3M™ IJ35C
- 3M™ 40C



Vinyl Graphics



3M™ IJ35

Temporary Condition Signs

TC-Series Signs

Reflective materials for optimum visibility.

INPS offers the best in road and highway markings.

We use a full line of 3M™ durable reflective sheeting.



































3M™ Diamond Grade™
3M™ High Intensity Prismatic
3M™ Engineering Grade

3M™ Screen Printing UV Ink
3M™ Digital Print UV Inks
3M™ Vinyls






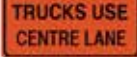








































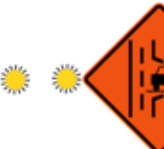

Custom options available.











Temporary Condition signs are intended to inform road users about conditions such as road work zones, diversions, detours, lane closures or traffic control people on the road. These conditions are determined in order to help keep all road workers safe while trying to control traffic flow for maximum efficiency. These signs are available on either Aluminum or Plywood. Reflectivity specifications will vary by sign according to MTO/MUTCD standards. All sizes are displayed in centimeters; please refer to the conversion chart on the bottom of the page for equivalents in Inches. Please contact us for more details.









														
TC-1 190-01 90 x 90	TC-101 190-01A 120 x 120	TC-1A 190-02 90 x 90	TC-101A 190-02A 120 x 120	TC-1B 190-03 90 x 90	TC-101B 190-03A 120 x 120	TC-2A 190-04 90 x 90	TC-2B 190-05 90 x 90	TC-3CT 190-07C 60 x 60	TC-3L 190-96L 75 x 75	TC-103L 190-96LA 90 x 90	TC-3R 190-96R 75 x 75	TC-103R 190-96RA 90 x 90		
														
TC-3LT 190-07L 60 x 60	TC-3RT 190-07R 60 x 60	TC-3TA 190-08T 30 x 60	TC-103TA 190-08TA 45 x 90	TC-4L 190-09L 90 x 90	TC-104L 190-09LA 120 x 120	TC-4R 190-09R 90 x 90	TC-104R 190-09RA 120 x 120	TC-5 190-32 90 x 90	TC-105 190-32A 120 x 120	TC-1105 190-32B 180 x 180	TC-5A 190-33 90 x 90	TC-105A 190-33A 120 x 120	TC-1105A 190-33B 180 x 180	
														
TC-5B 190-34 90 x 90	TC-105B 190-34A 120 x 120	TC-1105B 190-34B 180 x 180	TC-7L 190-35L 120 x 120	TC-107LA 190-35LA 210 x 210	TC-7R 190-35R 120 x 120	TC-107RA 190-35RA 210 x 210	TC-7TAU 190-37 30 x 120	TC-7TAR 190-37A 30 x 210	TC-7TBU 190-38 30 x 120	TC-7TBR 190-38A 30 x 210	TC-9L 190-39L 75 x 75	TC-109L 190-39LA 90 x 90	TC-9R 190-39R 75 x 75	TC-109R 190-39RA 90 x 90
														
TC-9L2 190-40L 90 x 90	TC-109L2 190-40LA 120 x 120	TC-9LR2 190-40R 90 x 90	TC-109R2 190-40RA 120 x 120	TC-9L3 190-41L 120 x 120	TC-9R3 190-41R 120 x 120	TC-10 190-95 45 x 45	TC-10AL 190-13L 45 x 45	TC-110AL 190-13LA 60 x 60	TC-10AR 190-13R 45 x 45	TC-110AR 190-13RA 60 x 60				
														
TC-10BL 190-14L 45 x 45	TC-110BL 190-14LA 60 x 60	TC-10BR 190-14R 45 x 45	TC-110BR 190-14RA 60 x 60	TC-10C 190-15 45 x 45	TC-110C 190-15A 60 x 60	TC-10D 190-16 45 x 45	TC-110D 190-16A 60 x 60	TC-10EL 190-42L 45 x 45	TC-110EL 190-42LA 60 x 60					

Cms	Inches
30	12
45	18
60	24
75	30
90	36
120	48
180	72
210	84



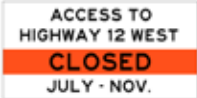



															
TC-10ER 190-42R 45 x 45	TC-110ER 190-42RA 60 x 60	TC-10FL 190-44L 45 x 45	TC-110FL 190-44LA 60 x 60	TC-10FR 190-44R 45 x 45	TC-110FR 190-44RA 60 x 60	TC-10Sign 474-11 60 x 120	TC-110Sign 474-11A 120 x 210	TC-11 190-45 90 x 90	TC-11T 190-47 45 x 75	TC-11TA 190-46 30 x 60	TC-111TA 190-46A 45 x 90	TC-13 190-48 90 x 90			
															
TC-14 190-19 60 x 60	TC-15 190-18 60 x 60	TC-16AL 190-20L 60 x 60	TC-116AL 190-20LA 75 x 75	TC-16AR 190-20R 60 x 60	TC-116AR 190-20RA 75 x 75	TC-16BL 190-21L 60 x 60	TC-116BL 190-21LA 75 x 75	TC-16BR 190-21R 60 x 60	TC-116BR 190-21RA 75 x 75	TC-16CL 190-22L 60 x 60	TC-116CL 190-22LA 75 x 75	TC-16CR 190-22R 60 x 60	TC-116CR 190-22RA 75 x 75		
															
TC-16DL 190-23L 60 x 60	TC-116DL 190-23LA 75 x 75	TC-16DR 190-23R 60 x 60	TC-116DR 190-23RA 75 x 75	TC-16EL 190-24L 60 x 60	TC-116EL 190-24LA 75 x 75	TC-16ER 190-24R 60 x 60	TC-116ER 190-24RA 75 x 75	TC-16EL2 190-25L 75 x 75	TC-116EL2 190-25LA 90 x 90	TC-16ER2 190-25R 75 x 75	TC-116ER2 190-25RA 90 x 90	TC-16EL3 190-26L 90 x 90	TC-116EL3 190-26LA 120 x 120	TC-16ER3 190-26R 90 x 90	TC-116ER3 190-26RA 120 x 120
															
TC-17T 190-29 45 x 45	TC-18 190-30 45 x 60	TC-118 190-30A 60 x 75	TC-19 190-10 90 x 90	TC-19T 190-49 45 x 75	TC-20 190-61 75 x 75	TC-120 190-61A 90 x 90	TC-20A 190-61F 75 x 75	TC-120A 190-61A 90 x 90	TC-20AT 190-11 45 x 75	TC-120AT 190-11A 60 x 90					
															
TC-21 190-31 90 x 90	TC-22 190-17 90 x 90	TC-23 190-68 60 x 60	TC-123 190-68A 75 x 75	TC-23A 190-27 60 x 60	TC-123A 190-27A 75 x 75	TC-23AT 190-28 45 x 75	TC-24 190-36 75 x 75	TC-124 190-36A 90 x 90	TC-25L 190-68R 60 x 90	TC-25R 190-68L 60 x 90					
															
TC-26 190-72 60 x 60	TC-27 190-43 75 x 150	TC-31L 190-67L 90 x 90	TC-31R 190-67R 90 x 90	TC-31AL 190-65L 90 x 90	TC-31AR 190-65R 90 x 90	TC-32 190-64 90 x 90									






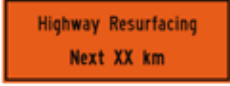
Temporary Condition Signs




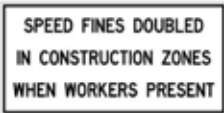
							
TC-32T 190-50 90 x 90	TC-33 190-51 90 x 240	TC-33A TC-133A 190-52 190-52A 60 x 60 90 x 90	TC-33B 190-53 60 x 90	TC-34 190-54 90 x 90	TC-35 190-55 90 x 90	TC-36 190-98 60 x 90	TC-36A TC-136A 190-70 190-70A 60 x 90 90 x 150

							
TC-36B 190-71 60 x 90	TC-37 190-57 60 x 60	TC-39 190-63 45 x 45	TC-40L 190-66L 45 x 45	TC-40R 190-66R 45 x 45	TC-40T 190-66 30 x 45	TC-41 190-75 45 x 45	TC-41AL 190-75AL 45 x 45

							
TC-41AR 190-75AR 45 x 45	TC-41L 190-83 45 x 45	TC-41R 190-75R 45 x 45	TC-42 190-76 45 x 45	TC-43 190-77 45 x 45	TC-44 190-78 60 x 90	TC-45 190-79 60 x 90	TC-52 190-82 20 x 90

					
TC-61 190-86 90 x 210	TC-62 190-87 90 x 240	TC-64 190-88 120 x 240	TC-64T 190-89 30 x 240	TC-65 474-20 120 x 120	TC-66 190-91 90 x 210

					
TC-67 474-07 120 x 210	LONDON URBAN 474-02 90 x 90	TC-75 190-94 90 x 180	TC-81A 190-92 90 x 240	TC-81B 190-92B 90 x 240	TC-81C 190-92C 90 x 240

			
TC-81D 190-92D 90 x 240	TC-81G 190-92G 90 x 240	TC-90 190-93 90 x 90	TC-190 190-93A 120 x 240

Cms		Inches	
20	8	90	36
30	12	120	48
45	18	150	60
60	24	180	72
75	30	210	84
90	36	240	96

Parking Signage

The expertise to make your facilities safer and fully compliant.

Reflective materials for optimum visibility.

3M™ Engineering Grade 3M™ Non-Reflective Vinyls

3M™ Screen Printing UV Ink
3M™ Digital Print UV Inks
3M™ Vinyls

Custom options available.



INPS offers a vast array of parking lot signs. Many of INPS' Parking Lot Signs comply with MTO/MUTCD Standards. All MTO signs are available in materials specced by the MTO which are used to reinforce traffic laws, regulations and requirements which apply either at all times or at specified times. Non MTO Parking Signs only available in Engineering Grade and Non Reflective Vinyl. If you don't see what you are looking for, INPS is known for custom signage. Please contact us for details.

Parking



011-40
8.25"
Decals
011-40A
6.25"
011-40B
7.25"




RB-51
011-22A
30 x 30
RB151
011-22C
60 x 60



RB-51A
011-01
30 x 30
RB151A
011-01A
60 x 60



RB-52
011-02
30 x 45
RB152A
011-02A
60 x 90



RB-53
010-03
30 x 45
RB153
010-03A
60 x 90



RB-54
011-14
30 x 30
RB154
011-14A
60 x 60



RB-54A
011-15
30 x 45
RB154A
011-15A
60 x 90



RB-55
011-17
30 x 30
RB155
011-17A
60 x 60



RB-55A
011-07
30 x 30
RB155A
011-07A
60 x 60



RB-56
011-08
30 x 45
RB156
011-08A
60 x 90



FR1 Fire
011-05FR1
30 x 45



FR2 Fire
011-05FR2
30 x 45



FR3 Fire
011-05FR3
30 x 45



FR4 Fire
011-05FR4
30 x 45



RB-57
011-04
30 x 45
RB-157
011-04A
60 x 90



011-73
12 x 18



011-59
45 x 60



011-63
30 x 45



011-58
30 x 45



011-64
30 x 45



011-62
30 x 45



011-61
30 x 45



010-72
30 x 30



011-80
60 x 45



011-74
30 x 45



011-67
45 x 60



011-66
60 x 90



RB-58
011-06
60 x 90



011-71
30 x 45



011-65
30 x 45



011-75
30 x 45



010-22
6.25"
Decals
010-22A
7.25"



010-22B
8.25"
RB-53
010-03
30 x 45



010-61
30 x 45



010-74
60 x 60



010-71
45 x 60



011-72
30 x 45



010-76
30 x 45










































010-55
30 x 45



011-57
30 x 45

A	Aluminum
G	Galvanized Steel
D.G.	Diamond Grade
H.I.	High Intensity
E.G	Engineering Grade
N.R.	Non Reflective

	Cms	Inches
	12	5
	18	7
	30	12
	45	18
	60	24
	90	36

Caution				Traffic Control								
												
033-08 45 x 30	033-05 30 x 45	033-06 45 x 60	033-07 30 x 45	WA-33L 189-12 30 x 90	WA-33R 189-42 30 x 90	WA-33LR 189-60 45 x 90	WA-133LR 189-60A 90 x 180	WA-74 191-90A 45 x 45	WA-74T 191-90 25 x 45			
												
RA-1 189-06 75 x 75	RA-101 189-06A 90 x 90	RA-1101 189-06B 120 x 120	RA-1T 189-17 15 x 30	RA-2 189-04 75	RA-102 189-04B 90	RA-2T 189-41 22.5 x 45	RA-102 189-41A 30 x 60	RB-19 189-181 60 x 60	RB-119 189-181A 90 x 90	189-36 45 x 60	011-56 30 x 45	RA-4 189-66 60 x 75
												
RA-4T 189-87 45 x 60	RB-25 189-29R 60 x 75	RB-125 189-29RA 60 x 90	RB-21 189-07 30 x 90	RB121 189-07A 60 x 180	010-56 30 x 45	011-77 45 x 60	011-79 30 x 45	011-76 30 x 30	011-68 45 x 45			
												
011-69 30 x 30	011-70 60 x 60	011-72 30 x 45	421-20 30 x 45	010-58 45 x 60	011-78 45 x 45	011-60 45 x 30						
												
010-51 45 x 30	421-01 45 x 30	421-02 45 x 30	421-08 45 x 30	421-19 30 x 45	421-21 45 x 45	421-21A 60 x 60	010-10 45 x 45					

Parking Signage

Reserved



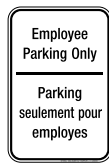
010-48
30 x 45



010-57
30 x 45



010-53
30 x 45



010-60
30 x 45



010-62
30 x 45



010-59
30 x 45



010-70
30 x 45



010-63
30 x 45



010-68
30 x 45



010-02
45 x 45



010-66
30 x 45



010-65
45 x 15



RB-93T
189-172
15 x 30



010-54
30 x 45



010-42 010-43
45 x 45 30 x 45



010-07
60 x 45



010-75
30 x 45



RB-94
011-09
30 x 60



RB-95
011-10
30 x 75



RB-93
189-177
30 x 45



011-49
12 x 18



011-46
12 x 18

Visitor



010-64
30 x 45



010-52
30 x 45



010-73
30 x 30



010-49
30 x 45



010-77
30 x 45



010-30
30 x 45



010-15
30 x 30



010-78
30 x 30



010-12
45 x 15



010-79
45 x 45



010-50
45 x 30



010-35
30 x 45



010-67
45 x 75

A	Aluminum
G	Galvanized Steel

D.G.	Diamond Grade
H.I.	High Intensity
E.G.	Engineering Grade
N.R.	Non Reflective

Cms	Inches
12	5
15	6
18	7
22.5	9
25	10
30	12

Cms	Inches
45	18
60	24
75	30
90	36
120	48
180	72

Posts & Hardware

The expertise to make your facilities safer and fully compliant.

U-Flange, Round, Square and 911 Posts

Bollards and Delineators

Street Name Blades and Post Adaptors

Sign Fasteners and Tools

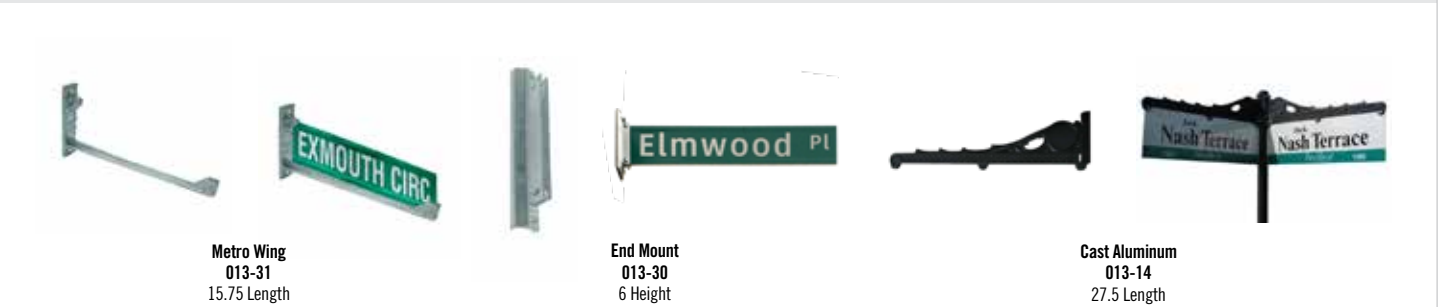


INPS offers all accessories to install a sign. Posts include galvanized steel posts, portable sign posts with concrete and delineator sign posts. Post accessories such as sign mounting hardware kits, U-channel post spacers and post drivers. Sign brackets consisting of post caps, post adaptors and cross mounting hardware. Brackets for project including wing and end mount brackets. Strapping, flare brackets and buckles for round post attachment. Also fasteners such as screws, nuts and bolts. INPS provides installation on all our signs, or we would be happy to educate your staff on how to install signs properly.

Bollards & Delineators



Brackets



Adaptors



Fasteners



U-Flange



014-05
5'
014-08
8'
014-10
10'
014-12
12'

014-02
5'

U-Flange Hardware
014-01
2"

Vandal Resistant Nut
014-B5
3/8"

U-Flange Post Spacer
014-01A

Round



013-05
10 1/2'
013-28
13'

Post Cap
013-04
2 3/8"

Flared Leg Bracket
014-B7

014-06
6" - 8"

Buckle Strap
014-13
1 1/16" - 2 3/4"

014-B2
3" - 5"

014-B6
5" - 7"

Banding Roll
014-Banding
100'


Banding Buckle
014-B3
1/2" 014-BC-1
100/Pack

014-B9
5 1/2"

014-B6
3 1/2"

014-BH
8" - 10"

Square



014-SQ10
10' x 1 3/4"

014-SQ3
3'

014-01SQ
2"

U-Channel Bolt Down Base
4499
6" W x 8" L x 12" H"


Posts 911



013-12
84"

013-11
6" x 12" 013-11-18
6" x 18"

Fastener Tools



Manual Post Driver
014-20

Allen Wrench Tool
014-49
5/32"

Banding Tool
014-15

Did you know we do FIRE HYDRANT MARKERS

Fire hydrants keep our communities safe by allowing Fire and Emergency Services personnel quick access to water.



Orange Colour Coded Marker

Keeping Your Community Safer

Finding hydrants quickly and knowing immediately the water pressure available at the hydrant saves crucial time.

Installing reflective, colour-coded markers on your fire hydrants not only distinguishes them at night from other street level markers but indicates the gpm flow so crews can hook up appropriate hoses without wasting time checking files.

The additional 4' fire hydrant marker can cut down on response time and allow utility crews to find your hydrants in deep snow. Posts are vandal resistant and can bend at almost any point. Hinges are all-weather polymer, fastened to a purpose specific steel bracket.

Fire Hydrant Markers Provide:

- Significantly Greater Visibility
- Immediate Flow-Rate Identification
- Quick and Simple Installation
- Excellent Durability
- Interference-Free Hydrant Operation



Fire Hydrant Marker



Reflective Colour Coded Markers

3M Reflective



019-21B
7.5



019-21P
7.5



019-21O
7.5



019-21R
7.5

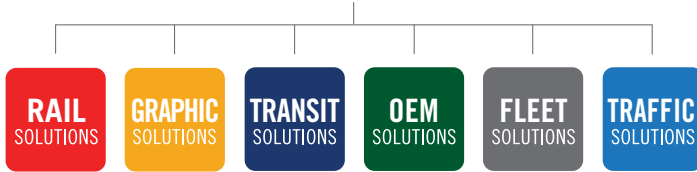


019-21BLK
7.5



019-21W
7.5

Hole
3.5
4.5



Streamline your operations by including us in them.

INPS is a versatile and virtually unlimited manufacturer and provider of components for a large variety of industries. Through our in-house capabilities and numerous partner companies under the INPS Group, we provide full-scale component acquisition and design services to clients ranging from the largest industry players to smallest of niche businesses.

We are extremely proud of our 480 employees and unrivaled repertoire of processes. It is by leveraging these assets that we design, engineer and supply products, assisting your company from the drawing board to production and installation. We insist on becoming a part of your team – no other provider seamlessly integrates itself into your company like we do.



PROUD TO BE A 3M SELECT PLATINUM GRAPHIC PROVIDER



PROUD TO BE A 3M PREFERRED GRAPHICS INSTALLER



PROUD TO OFFER A 3M MCS WARRANTY

Your single source traffic solution.

INPS Graphic Solutions

CANADA

1420 Crumlin Rd, London, ON N5V 1S1
 Tel: 519 455.7647
 Toll Free: 1 800 565.3509
 Fax: 519 455.4409

375 Bronte Street N, Milton, ON L9T 3N7
 Tel: 905 696.0501
 Toll Free: 1 800 565.3509
 Fax: 905 696.9166

USA

2905 W. Marshall Ave., Longview, Texas, 75604
 Tel: 903 295.4835
 Toll Free: 1 800 565.3509
 Fax: 903 295.4839

sales@inps.net | www.inps.net

A DIVISION OF INPS GROUP

